



**Screw Compressors  
CPF 175-340 and  
CPVS 180-340 DV**

**People. Passion. Performance.**

# People. Passion. Performance.



For Chicago Pneumatic, it isn't just about products. We value our end-users' and distributors' **performance**, and do our ultimate best to make it **easy to work** with us while providing **reliable products with a passion**.

- **Broad product portfolio** of robust compressors & tools
- **Decades of experience & innovation**
- **100% committed** distributor partnership

This is how we keep you productive at all times, meeting the needs of professionals in vehicle service, general industry and construction around the globe.

**People. Passion. Performance.**



## Define your needs, our broad

The **reliability** of the CPF and CPVS compressors will guarantee a continuous supply of compressed air thanks to a strict selection and qualification process of each component we use. As a result, trouble-free operation and **long lifetime** are guaranteed.

The CPF and CPVS help our customers achieve **tangible savings** each day, every day. State of the art screw element, intelligent built-in controller, frequency drive technology, energy recovery.... are some of the examples of the features that will **lower your energy bill**.





Furthermore, we have developed a wide range of features and options to meet the needs of the most demanding industries. Your **efficiency and productivity**, our bottom line.

# offer does the rest

## “Maximized productivity”

### GEARBOX DRIVEN



Noise level	 Silent: 73 - 78 dB(A)
FAD	 16,8 - 40,8 m³/min 904 - 1377 cfm
Power	 175 - 250hp 132 - 180 kW
Pressure	 7 - 13 bar 100 - 175 psi

#### User benefits

- Time-proven design with highest reliability
- Robust, built-to-last compressor
- High performances and reduced energy consumption
- In house designed screw compression element for maximum uptime and efficiency
- Innovative features to further increase energy savings (variable speed cooling fans, ...)
- Low maintenance and installation costs

## “Top value through energy efficiency”

### INVERTER DRIVEN



Noise level	 Silent: 78 dB(A)
FAD	 4,8 - 45 m³/min 241 - 1589 cfm
Power	 180 - 340hp 132 - 250 kW
Pressure	 4 - 10 bar 60 - 150 psi

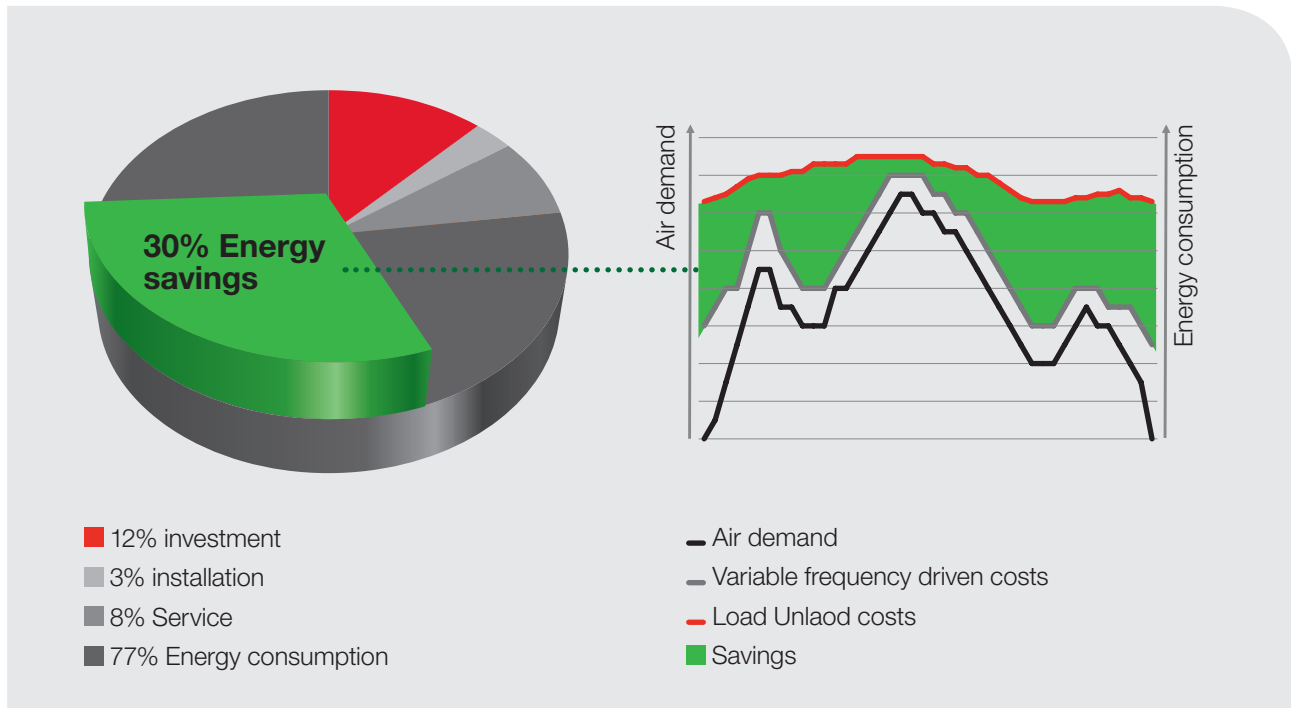
#### User benefits

- Cut your energy bill by 50%
- Optimal efficiency perfectly matching the air flow
- Quick return on investment
- Additional savings thanks to the advanced functionalities of the controller
- Energy recovery option that allows you to recuperate 75% of energy

# Energy efficiency

## We protect your efficiency

Energy costs represent about 70% of the total operating cost of your compressor over a 5 year period. That's why reducing the operating cost of a compressed air solution is a major focus. Variable frequency driven compressors can cut the energy bill of your compressor by up to 30%.



### Inverter driven compressors reduce the energy consumption through:

#### Air End

The unique in-house designed air end with 4/6 screw profile results in:

- Optimum energy efficiency over the entire speed range
- No internal leakages in the compression chambers
- Unique screw profile ensuring premium efficiency

#### Inverter

Thanks to the inverter driven technology you can save up to 30% on energy cost because of:

- A perfect match of air demand and air supply
- No unload cycles above 20% load
- No peak currents thanks to soft start up

#### Motor

Superior quality and efficiency are guaranteed thanks to:

- Smart transmission engineering to minimize the internal loads resulting in longer bearing lifetime
- A perfect match between screw technology and gear-box resulting in no long term losses
- Robust design using casted, heavy duty components

#### Controller

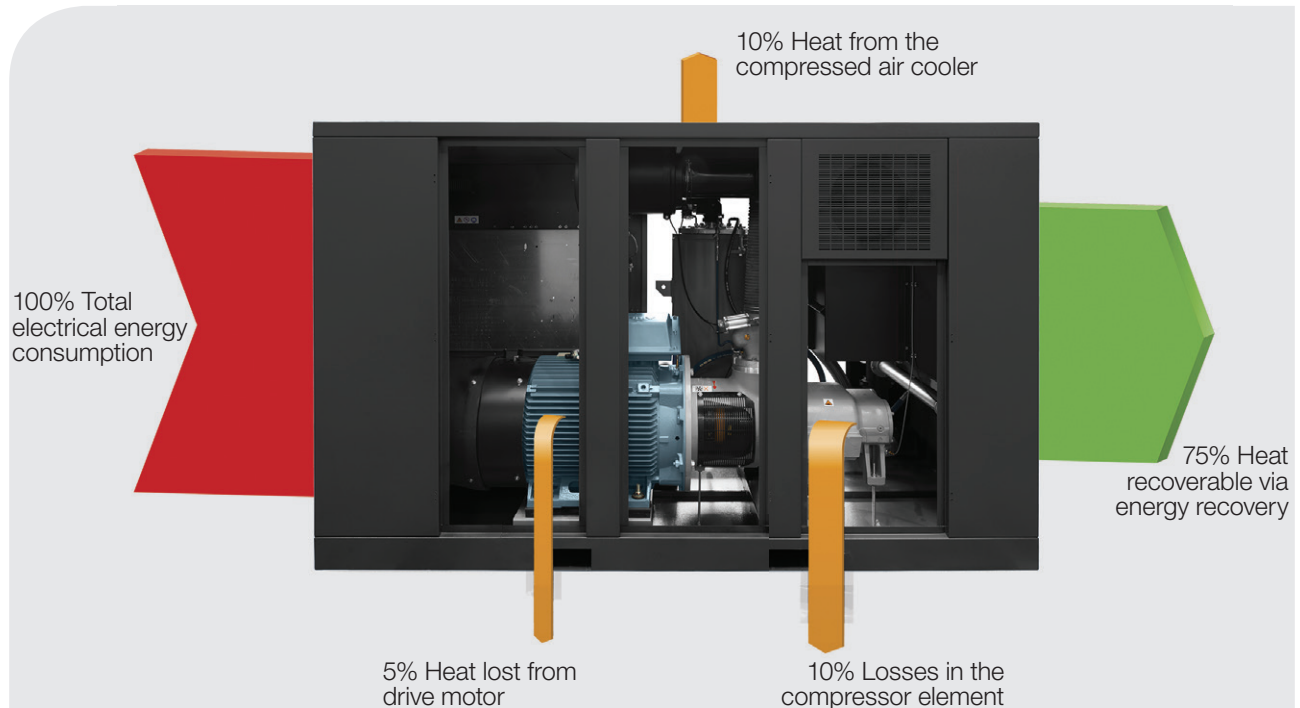
The full colour graphic controller brings intelligent saving features thanks to:

- Optimum zone control
- Integrated sequencer for 4 up to 6 compressors
- Web visualization
- No pressure fluctuation thanks to instant pressure logging and communication with compressor drive
- Dual pressure band operation



# We recover your energy

When air is compressed, heat is formed. The excess heat can be captured with an energy recovery option and channelled to other applications allowing you to save energy and cut costs.



## Heat recovery - Recover 75% of your energy

In the case of water-cooled or air-cooled compressors, the oil circuit is pre-cooled with an oil/water heat exchanger. Water then becomes the fluid transport media to recover the oil temperature. The hot water resulting from this process can be used to heat radiators or water boilers, pre-heat supply water or hot tap water, and other industrial applications. The energy recovery option integrates a heat exchanger on the oil circuit, which heats up the continuously pressurized water flow. The system is regulated automatically, and in case of limited water cooling capacity, the standard cooling system of the compressor will operate and backup the energy recovery device. The energy recovery option is a simple mechanical system that requires no maintenance or electricity consumption, but offers you significant reductions in your energy costs.

# Gearbox driven compressors

## CPF 175 - 200




## Maximize your productivity with reliable compressed air solutions

The CPF are the result of continuous improvement to ensure high quality compressed air in the most demanding applications such as cement industry, tire production, mining, etc.

The components are selected with care to offer optimum reliability and ensure long lifetime and trouble-free operation. With a state-of-the-art compression element and the use of EC cooling turbines (with Electronic Commutation motor), the CPF lowers the energy consumption and help you achieve tangible savings.



CPF 200



State of the art screw element

High air delivery and efficient operation.



Efficient air filtration

To protect internal components from any contamination.



Advanced control and monitoring

Accurate control to work at the most optimal conditions.




Low maintenance costs and easy accessibility

Quick and easy access to all components.



Advanced turbine technology







Increase savings and reliability through accurate speed control.



### Robust and powerful compressor

- |                        |                   |                    |
|------------------------|-------------------|--------------------|
| 1 Oil separator vessel | 4 Oil filters     | 7 Cooling Turbines |
| 2 Compression element  | 5 Air/Oil coolers | 8 Air filter       |
| 3 Air intake valve     | 6 Motor           |                    |

### Technical Table

										
Type	HP	kW	m³/min				Start	dB(A) Std	kg	L x W x H (mm)
			7.5 Bar	8 Bar	10 Bar	13 Bar				
50 Hz										
CPF 175	175	132	23.6	22.6	20.5	16.8	Y/D	75	2600	2860 x 1500 x 1940
CPF 200	200	160	28.6	27.3	24.8	20.5	Y/D	73	2830	2842 x 1610 x 1992
Type	HP	kW	cfm				Start	dB(A) Std	lbs	L x W x H (inches)
			100 psi	125 psi	150 psi	175 psi				
60 Hz										
CPF 175	175	132	837.4	806.2	731.9	600.3	Y/D	75	5732	113 x 59 x 76
CPF 200	200	160	999.4	911.1	821.7	701	Y/D	73	6239	112 x 63 x 78

\* Unit performance measured according to ISO 1217, Annex C, 2009.

\*\* Noise level measured according to ISO 2151.

All technical data for air-cooled machines.

For technical data of water-cooled machines, please contact your local sales force.



# Gearbox driven compressors CPF 270 - 340



## Optimized solutions to help you reach the highest efficiency

Time-proven components combined with a smart design, the CPF 270-340 will ensure you smooth operation and highest uptime.

Optimum performance is achieved thanks to a state-of-the-art compression element coupled with a high efficient motor. Easy accessibility and long lifetime components have been selected to keep service cost to a minimum.

A large scope of options and solutions has been developed. To match your precise requirements and further optimize your savings.



CPF 340



Efficient Water separator drain

Integrated as standard.




Optimized cooling system

Large surface aluminum type




State-of-the-art screw element

Efficient, reliable and time proven



Safe and easy service

Long lifetime components easily accessible



Built-in intelligence

Advanced system with clear visualization





### Robust and powerful compressor

- |                            |                        |
|----------------------------|------------------------|
| 1 Air filters              | 5 Air/oil coolers      |
| 2 Motor                    | 6 Oil separator vessel |
| 3 Gear driven transmission | 7 Base frame           |
| 4 Water separator drain    |                        |

### Technical Table

										
Type	HP	kW	m³/min				Start	dB(A)	kg	L x W x H (mm)
			7 bar	8 bar	10 bar	13 bar				
50 Hz										
CPF 270	270	200	35.5	32.7	30.8	26.2	Y/D	77	4710	3386 x 2120 x 2400
CPF 340	340	250	40.8	40.0	37.6	N/A	Y/D	78	4780	3386 x 2120 x 2400
Type	HP	kW	cfm				Start	dB(A) Std	lbs	L x W x H (inches)
			100 psi	125 psi	150 psi	175 psi				
60 Hz										
CPF 270	270	200	1241	1112	1024	904	Y/D	77	10384	133 x 86 x 95
CPF 340	340	250	1377	1306	1205	N/A	Y/D	78	10538	133 x 86 x 95

\* Unit performance measured according to ISO 1217, Annex C, 2009.

\*\* Noise level measured according to ISO 2151.

All technical data for air-cooled machines.

For technical data of water-cooled machines, please contact your local sales force.

# Inverter driven compressors CPVS 180 - 340 DV



## Optimized solutions to save energy

The Chicago Pneumatic Variable Speed compressor series CPVS DV allows you to drastically reduce your operating costs when your equipment is not working at full capacity all day long. Basically, the inverter reduces the motor speed to match your air consumption and as a result, you save energy and money.

The CPVS DV is great as a stand-alone machine or networked to a load-unload CP compressor where it can function as a master and regulate the air delivery the whole site.



**CPVS 220 DV**



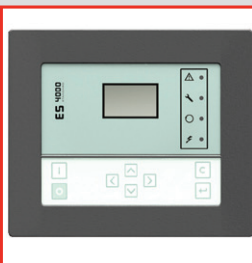
**Radial cooling fan**

Silent operation thanks to radial cooling fan



**Reliable drive train**

Direct coupled drive train ensuring high efficiency.



**Advanced control and monitoring**

Precise pressure control and visualisation possibilities.



**EMC compatibility**

No electromagnetic interference on your compressed air system.



**Optimized operating cost**


Reduce compressed air production costs by about 30%.



### Robust and powerful compressor

- 1 Controller
- 2 Frequency converter
- 3 Cooling module
- 4 Oil separator vessel
- 5 Large opening doors
- 6 Base frame

### Technical Table

								
Type	HP	kW	Bar	m³/min (min)	m³/min (max)	dB(A) Std	kg	L x W x H (mm)
50 Hz								
CPVS 180 DV - 10	180	132	4 to 10	6,8	25	78	3545	3230 x 1650 x 2040
CPVS 220 DV - 10	220	160	4 to 10	7,4	30	78	3650	3230 x 1650 x 2040
CPVS 270 DV - 8	270	200	4 to 8	9,6	36	78	5600	4000 x 2100 x 2500
CPVS 270 DV - 10	270	200	4 to 10	8,5	32	78	5600	4000 x 2100 x 2500
CPVS 340 DV - 8	340	250	4 to 8	11,6	45	78	6100	4000 x 2100 x 2500
CPVS 340 DV - 10	340	250	4 to 10	9,8	39	78	6100	4000 x 2100 x 2500

\* Unit performance measured according to ISO 1217, Annex E, 2009.

\*\* Noise level measured according to ISO 2151.

All technical data for air-cooled machines.

For technical data of water-cooled machines, please contact your local sales force.



# Chicago Pneumatic: full offer, global presence



Piston compressors



Screw compressors



Industrial & vehicle service tools



Portable compressors & generators



Construction equipment



## Care. Trust. Efficiency.

### Care.

Care is what service is all about: professional service by knowledgeable people, using high-quality original parts.

### Trust.

Trust is earned by delivering on our promises of reliable, uninterrupted performance and long equipment lifetime.

### Efficiency.

Equipment efficiency is ensured by regular maintenance. Efficiency of the service organization is how Original Parts and Service make the difference.

DISTRIBUTED BY

6999610321

[www.cp.com](http://www.cp.com)